

MONTHLY STATISTICAL BULLETIN

SEPTEMBER 2020

Market capitalization: 180.469.481.499

Turnover: 408.423.818

Number of transactions: 1.742

MBI10: 4.485,18

↑3,46%

↑25,08%

↑101,39%

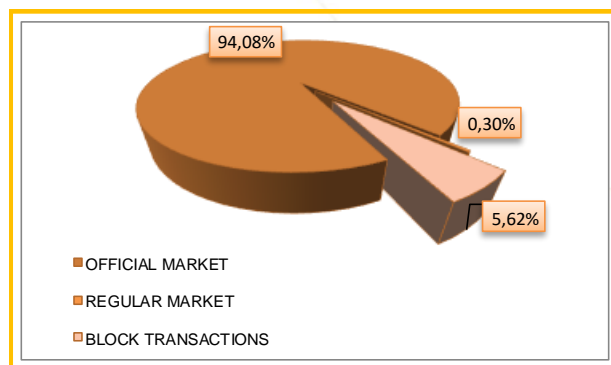
↑6,60%

BASIC INDICATORS

TURNOVER (denars)	August 2020	September 2020	% of change
TRADING IN BEST	203.789.308	385.467.468	89,15
SHARES	192.245.108	383.308.997	99,39
BONDS	11.544.200	2.158.471	-81,30
OTHER SECURITIES	0	0	-
DAILY AVERAGE TURNOVER (denars)	10.725.753	18.355.594	71,14
DAILY AVERAGE NUMBER OF TRANSACTIONS	45	82	82,22
BLOCK TRANSACTIONS	122.747.833	22.956.350	-81,30
PUBLIC AUCTIONS	0	0	-
PUBLIC OFFERING	0	0	-
TOTAL	326.537.141	408.423.818	25,08
NUMBER OF TRANSACTIONS			
TRADING IN BEST	861	1.736	101,63
BLOCK TRANSACTIONS	4	6	50,00
PUBLIC AUCTIONS	0	0	-
PUBLIC OFFERING	0	0	-
TOTAL	865	1.742	101,39
MARKET CAPITALIZATION (denars)			
MARKET CAPITALIZATION OF SHARES	174.429.481.007	180.469.481.499	3,46
OFFICIAL MARKET-SHARES	170.287.438.692	176.327.439.184	3,55
MARKET OF JOINT STOCK COMPANIES WITH SPECIAL REPORTING OBLIGATIONS	4.142.042.315	4.142.042.315	0,00
MARKET CAPITALIZATION OF BONDS	12.617.559.475	12.617.559.475	0,00
MARKET CAPITALIZATION OF OTHER SECURITIES	313.102.125	313.102.125	0,00
TOTAL MARKET CAPITALIZATION	187.360.142.607	193.400.143.099	3,22
MBI10	4.207,36	4.485,18	6,60
OMB	133,02	133,02	0,00
NUMBER OF LISTED SECURITIES	100	100	0,00
NUMBER OF TRADING DAYS	19	21	10,53

TURNOVER STRUCTURE

Market segment	Turnover (denars)	Turnover (EUR)	%	Number of transactions
OFFICIAL MARKET	384.241.710	6.228.090	94,08	1.726
REGULAR MARKET	1.225.758	19.868	0,30	10
BLOCK TRANSACTIONS	22.956.350	372.094	5,62	6
TOTAL	408.423.818	6.620.052	100,00	1.742



MONTHLY STATISTICAL BULLETIN

10 MOST LIQUID SHARES (Official market)

Issuer	Max (denars)	Min (denars)	Average price (denars)	Volume	Turnover (denars)	Turnover (EUR)	%	Num. of trans.	Market capitalization (denars)
Komercijalna banka Skopje	7.149,00	6.350,00	6.813,95	22.531	153.564.624	2.489.095	40,19	619	15.751.566.454
Alkaloid Skopje	12.999,00	12.199,00	12.485,31	4.825	60.379.964	978.685	15,80	270	17.891.984.068
Makpetrol Skopje	70.000,00	62.500,00	66.275,12	662	44.915.601	728.030	11,76	187	7.862.223.367
Granit Skopje	1.039,00	975,00	1.000,69	35.297	35.488.660	575.226	9,29	164	3.163.518.310
NLB Banka Skopje	17.700,00	16.500,00	17.059,30	1.024	17.582.233	284.987	4,60	72	15.016.527.533
Stopanska banka Skopje	1.190,00	1.080,00	1.160,76	13.052	15.193.532	246.268	3,98	102	19.882.954.577
Prilepska Pivarnica Prilep	32.445,00	32.445,00	32.445,00	409	13.270.005	215.090	3,47	8	1.295.139.510
UNI Banka Skopje	2.425,00	2.399,00	2.403,05	4.900	11.761.009	190.631	3,08	39	1.310.368.800
Stopanska banka Bitola	2.972,00	2.600,00	2.749,03	2.303	6.374.749	103.327	1,67	52	1.142.434.794
Zito Polog Tetovo	1.800,00	1.800,00	1.800,00	2.535	4.563.000	73.961	1,19	11	100.794.600
Rest				24.917	18.989.862	307.803	4,97	192	92.909.927.171
Total				112.455	382.083.239	6.193.103	100,00	1.716	176.327.439.184

TOP GAINERS / TOP LOSERS—OFFICIAL MARKET

Issuer	Average price (denars) 31.08.2020	Average price (denars) 30.09.2020	% of change
TOP GAINERS			
Skovin Skopje	20,00	50,00	150,00
Teteks Tetovo	1.644,00	2.004,00	21,90
Stopanska banka Bitola	2.551,00	2.922,00	14,54
OKTA Skopje	3.153,00	3.592,46	13,94
Makpetrol Skopje	62.500,00	69.959,81	11,94
TOP LOSERS			
Stopanska banka Skopje-preference shares	650,00	550,00	-15,38
Hoteli Metropol Ohrid	300,00	291,00	-3,00
Kristal 1923 Veles	152,00	150,00	-1,32
UNI Banka Skopje	2.424,50	2.400,00	-1,01
Gradski Trgovski Centar Skopje	1.795,00	1.790,00	-0,28

OVERVIEW OF THE TRADING WITH BONDS

	HIGH (%)	LOW (%)	Last daily average price(%)	Last trading day	Volume	Turnover (denars)	Turnover (EUR)	Yield to maturity *
Government bonds-denationalization XI issue (RMDEN11)	99,00	99,00	99,00	28.9.2020	1.013	61.872	1.003	2,87%
Government bonds-denationalization XV issue (RMDEN15)	99,00	99,00	99,00	28.9.2020	4.575	279.430	4.529	2,33%
Government bonds-denationalization XVI issue (RMDEN16)	99,00	99,00	99,00	22.9.2020	10.333	631.113	10.230	2,29%
Government bonds-denationalization XVII issue (RMDEN17)	99,00	98,50	99,00	28.9.2020	9.422	575.275	9.325	2,25%
Government bonds-denationalization XVIII issue (RMDEN18)	99,00	99,00	99,00	11.9.2020	10.000	610.781	9.900	2,23%

* The model for calculation of annual average yield to maturity is adapted to the characteristics of the bonds. Calculation date is 30.09.2020 using the last average price of the bonds.

MONTHLY STATISTICAL BULLETIN

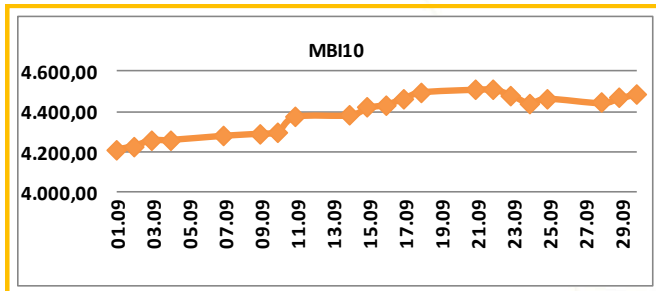
MBI10

Value at 30.09.2020 **4.485,18**

MAX Value in September (22.09.2020) 4.508,87

MIN Value in September (01.09.2020) 4.207,20

% of change from 30.12.2019 -3,52%

All about MBI10 on: <http://www.mse.com.mk/Indicies.aspx?Index=MBI10>

Composition of MBI10	Turnover (denars)	Volume	Num. of trans.	Last average price	% of monthly change of price
Alkaloid AD Skopje	62.386.564	4.983	271	12.500,05	2,44
Granit AD Skopje	35.488.660	35.297	164	1.030,00	5,64
Komercijalna banka AD Skopje	158.429.874	23.245	621	6.911,41	9,70
Makpetrol AD Skopje	47.489.601	701	188	69.959,81	11,94
Makedonijaturist AD Skopje	2.414.525	604	21	4.000,00	0,00
Stopanska banka AD Skopje	15.193.532	13.052	102	1.138,76	3,32
TTK banka AD Skopje	3.404.747	2.545	35	1.300,00	1,56
Makedonski Telekom AD Skopje	2.414.737	7.578	27	318,00	2,58
Stopanska banka AD Bitola	6.374.749	2.303	52	2.922,00	14,54
NLB Banka AD Skopje	28.472.233	1.684	73	17.582,50	4,04

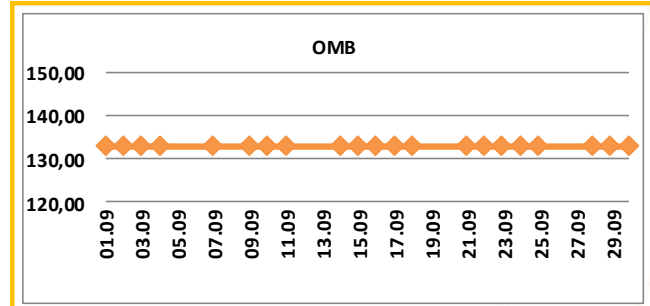
OMB

Value at 30.09.2020 **133,02**

MAX Value in September (02.09.2020) 133,02

MIN Value in September (24.09.2020) 132,99

% of change from 30.12.2019 0,08%

All about OMB on: <http://www.mse.com.mk/Indicies.aspx?Index=OMB>

Composition of OMB	Turnover (denars)	Volume	Num. of trans.	Last average price	% of monthly change of price
Government bonds-denationalization XIII issue (RMDEN13)		0	0	99,00	0,00
Government bonds-denationalization XIV issue (RMDEN14)		0	0	99,20	0,00
Government bonds-denationalization XV issue (RMDEN15)	279.430	4.575	2	99,00	0,00
Government bonds-denationalization XVI issue (RMDEN16)	631.113	10.333	3	99,00	0,00
Government bonds-denationalization XVII issue (RMDEN17)	575.275	9.422	3	99,00	0,00
Government bonds-denationalization XVIII issue (RMDEN18)	610.781	10.000	1	99,00	0,00



MONTHLY STATISTICAL BULLETIN

MBI10 LISTED COMPANIES RATIOS

Issuer	P/E Ratio ¹	Dividend yield ²	Foreign investors participation in September 2020	Foreign investors participation in August 2020	Change
Alkaloid AD Skopje	17,86	2,84%	2,97%	2,97%	0,00%
Granit AD Skopje	10,42	3,23%	3,49%	3,52%	-0,03%
Komercijalna banka AD Skopje	8,67	7,92%	3,20%	3,22%	-0,02%
Makpetrol AD Skopje	8,85	2,90%	1,18%	1,17%	0,01%
Makedonijaturist AD Skopje	17,05	5,68%	0,80%	0,80%	0,00%
Stopanska banka AD Skopje	8,52	0,00%	92,37%	92,37%	0,00%
TTK banka AD Skopje	10,89	8,46%	1,25%	1,25%	0,00%
Makedonski Telekom AD Skopje	20,37	4,81%	1,48%	1,48%	0,00%
Stopanska banka AD Bitola	66,82	0,00%	3,22%	3,22%	0,00%
NLB banka AD Skopje	8,08	0,00%	87,82%	87,85%	-0,03%

[1] Share price at last day of trading in currently month, / Earnings per share

[2] The ratios are calculated using the data from the last published Audited financial reports and last paid dividend.

FOREIGN INVESTORS—OFFICIAL MARKET

September 2020	Foreign Legal investors September 2020	Foreign private investors September 2020	Total Foreign entities September 2020	Total Foreign entities August 2020	Change
Shares[3]	34,80%	1,18%	35,98%	35,99%	-0,01%
Denationalization bonds[4]	0,18%	0,06%	0,24%	0,24%	0,00%
Continuous government bonds [5]	0,10%	0,00%	0,10%	0,10%	0,00%

[3] Data as last day of trading in currently month according to the Central Securities Depository, regarding the participation of the foreign investors in the number of shares.

[4,5] Data as last day of trading in currently month according to the Central Securities Depository, regarding the participation of the foreign investors in the total nominal value of bonds.

FOREIGN AND DOMESTIC INVESTORS IN THE TOTAL TURNOVER [6]

	BUYING % of total	SELLING % of total
Foreign private investors	1,25%	0,33%
Foreign Legal investors	0,06%	5,81%
Total Foreign Legal entities	1,31%	6,14%
Domestic private investors	67,42%	72,76%
Domestic Legal investors	31,27%	21,11%
Total Domestic Legal entities	98,69%	93,86%

[6] Data as last day of trading in currently month according to the Central Securities Depository, regarding the participation of the foreign and domestic investors in the total turnover.

TURNOVER PER MEMBERS / in denars

Member	Code	Trading in BEST system	% of trading in BEST sys.	Block (denars)	% block	Public auctions	% of Public auctions	Public offering	% of Public offering	Total
ILIRIKA INVESTMENTS AD Skopje	IL	251.472.475	32,62	9.161.200	19,95	0	0,00	0	0,00	260.633.675
Eurohaus AD Skopje	EH	172.303.484	22,35	16.411.500	35,75	0	0,00	0	0,00	188.714.984
Komercijalna banka AD Skopje	KB	115.906.889	15,03	0	0,00	0	0,00	0	0,00	115.906.889
NLB Banka AD Skopje	TN	59.924.516	7,77	10.890.000	23,72	0	0,00	0	0,00	70.814.516
INVESTBROKER AD Skopje	MI	58.838.393	7,63	4.209.000	9,17	0	0,00	0	0,00	63.047.393
TTK Banka Skopje	TK	35.064.452	4,55	5.241.000	11,42	0	0,00	0	0,00	40.305.452
INOVO BROKER AD Skopje	IN	26.899.415	3,49	0	0,00	0	0,00	0	0,00	26.899.415
Fersped Broker AD Skopje	FR	22.015.175	2,86	0	0,00	0	0,00	0	0,00	22.015.175
Stopanska banka AD Skopje	SB	20.080.872	2,60	0	0,00	0	0,00	0	0,00	20.080.872
Sparkasse banka AD Skopje	SP	8.429.265	1,09	0	0,00	0	0,00	0	0,00	8.429.265
Total		770.934.935	100,00	45.912.700	100,00	0	100,00	0	100,00	816.847.635

Turnover via BEST system and turnover in block trades is calculated on the basis of double counting, in order to include the executed cross trades by the MSE members in the structure of the overall MSE turnover. As since July 13, during the government auctions on the selling side there is no brokers (i.e. MSE performs this role), the turnover derived from government auctions is still calculated on the basis of single counting.

MONTHLY STATISTICAL BULLETIN

AS A REMINDER

The product of the Macedonian Stock Exchange **BESTNET ANALYTICS** is a modern internet service that helps investors in building well-founded investment strategies and in bringing valuable investment decisions.

BESTNET ANALYTICS contains:

- Data for more than **100** companies traded on the Macedonian Stock Exchange
- More than **70** different financial indicators of companies and more than **40** indicators for banks
- Monitoring and comparing the values for the last **3** years
- Tracking results by quarters
- Data in den, euros and dollars
- Data for paid dividends from companies for the last **4** years
- Data for the major shareholders of the company
- Data for management bodies of the company
- Data for related companies
- Comparison and monitoring of a large number of financial indicators
- Monitoring indicators by sectors and industries
- Graphic display of technical indicators
- Over **40** technical indicators and oscillators
- Monitoring of investments, determining their current value
- Calculation of gains / losses from unrealized transactions
- Calculation of gains / losses from trades executed
- Simulated portfolios

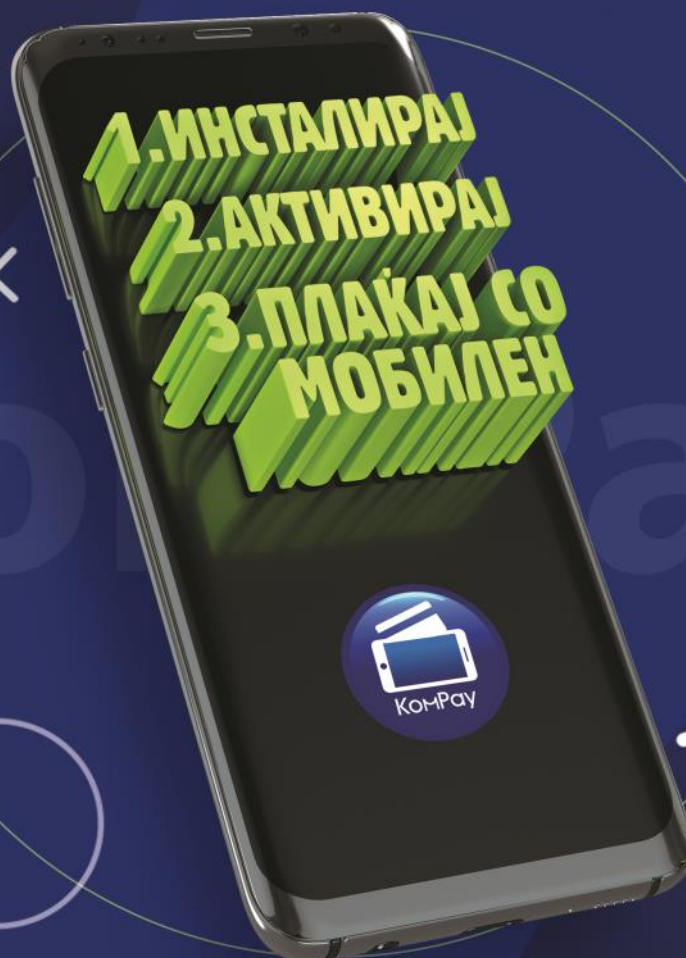
Шифра на XB	Датум на трансакција	Број на трансакција	Количина	Куповна вредност - вкупно (во ден.)	Датум на последна цена	Последна просечна цена	Вкупна вредност (во ден.)	Нереализирана добитка / загуба (во ден.)	% промена од купување на XB	% од вредноста на вкупните вложувања
GRNT	17.02.2009	X52515136						1.800.000,00	133,33%	3,74%
TELE	11.06.2009	1235649	600,00	360.000,00	21.01.2008	653,11	391.866,00	31.866,00	8,85%	1,00%
скратен преглед на поединечна трансакција										
Македонски Телеком Скопје (TELE)										
Тип на хартија	Share		Куповна вредност - вкупно (во ден.)		360.000,00		Датум на последна цена		21.01.2008	
Датум на трансакција	11.06.2009		Последна просечна цена		653,11		Нето вредност (во ден.)		391.866,00	
Број на трансакција	1235649		Акмулирана камата (во ден.)		0,00		Вкупна вредност (во ден.)		391.866,00	
Количина	600,00		Нереализирана добитка / загуба (во ден.)		31.866,00		% промена од купување на XB		8,85%	
Куповна цена (во ден.)	600,00		% од вредноста на вкупните вложувања		1,00%					
Номинална вредност	0,00 MKD									
Куповна вредност (во ден.)	360.000,00									
Купена акумул. камата (во ден.)	0,00									
Трансакциони трошоци (во ден.)	500,00									
детален преглед на поединечна трансакција										
P.Македонија - дивансализација 01 (PMDE01)										
Тип на хартија	Bond		Куповна вредност - вкупно (во ден.)		107.092,08		Датум на последна цена		27.11.2007	
Датум на трансакција	11.07.2008		Последна просечна цена		85,00		Нето вредност (во ден.)		116.662,50	
Број на трансакција	1919		Акмулирана камата (во ден.)		1.238,85		Вкупна вредност (во ден.)		117.888,35	
Количина	2.250,00		Нереализирана добитка / загуба (во ден.)		11.198,57		% промена од купување на XB		10,05%	
Куповна цена (во ден.)	77,50		% од вредноста на вкупните вложувања		0,30%					
Номинална вредност	1,00 EUR									
Куповна вредност (во ден.)	106.689,77									
Купена акумул. камата (во ден.)	402,31									
Трансакциони трошоци (во ден.)	500,00									
TOTAL			36.067.092,08		62.684.319,35		26.617.629,57		100,00%	

Опиш на XB	Податоци од тргувањето
Лазарен сегмент	Официјален пазар
Лазарен подсегмент	Берзанска котација - обични акции
Тип на XB	Обични акции
ISIN број	MKALKA101011
Вкупни издадени XB	1431353
Шифра на XB	ALK
Номинална вредност	25,56 EUR
Показатели по издавачот	
Највисока цена во посл. 52 недели	4.599,00
Најниска цена во посл. 52 недели	3.799,00
% промена во посл. 30 дена	8,48%
% промена во посл. 3 месеци	6,98%
% промена во посл. 6 месеци	0,89%
% промена во посл. 1 година	-4,07%
Просечен дневен промет во посл. 30 дена	645.146,23
Просечен дневен промет во посл. 3 месеци	812.362,12
Просечен дневен промет во тековната година	626.836,29
Просечен дневен промет во посл. 52 недели	1.304.591,88
Коефициент цена / добитка	10,45
Дивиденден принос	3,98%
Коефициент цена / Книговодствена вредност по акција	0,91
Коефициент цена / Акмулирана добитка по акција	2,62
Коефициент цена / Приходи од продажба	1,01
Коефициент цена / Парични приливи од оперативни активности	13,55
Коефициент цена / оперативна добитка	8,95
Коефициент цена / EBITDA	6,35
Највисок P/E во посл. 52 недели	11,46
Најнисок P/E во посл. 52 недели	9,47
Нето добитка по акција за посл. 12 месеци	430,55
Коефициент цена / добитка за посл. 12 месеци	9,72

For more information on : www.bestnet.com.mk



ПРАКТИЧНОСТ ВО 3 ЧЕКОРИ



Во промотивниот период до 31.12.2020 година,
бесплатно дигитализирајте до две Mastercard® картички.

www.kompay.mk



КомРау. Твојот мобилен паричник



комерцијална Банка аџ скопје

www.kb.com.mk контакт центар: (02) 3 296 800



МАКЕДОНСКА БЕРЗА
MACEDONIAN STOCK EXCHANGE